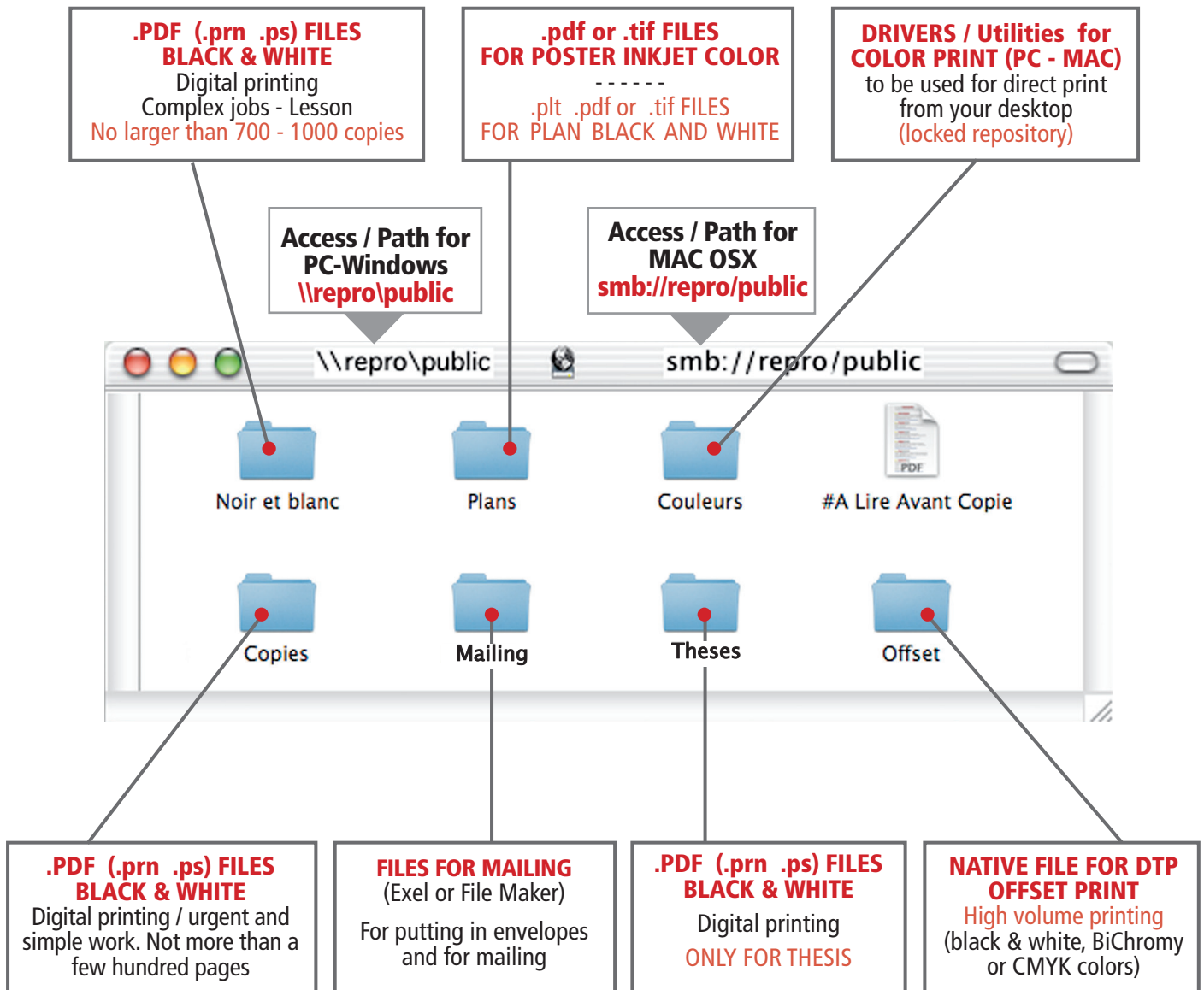


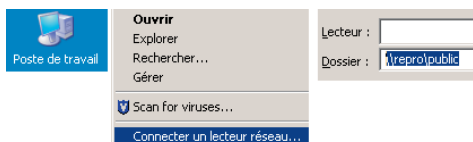
Access to our Repro server **\\repro\public** and its different repositories

Update: May 2008 - ©Repro-EPFL roland.chabloz@epfl.ch



ACCESS FOR PC-Windows

Workstation : (right click)
- map a new network drive,
- type this path: **\\repro\public**



Manual method :

Network Neighborhood: Epfl global network
- Domain name : **SCX**
- Server name : **Repro**
- Repository : **Public**

If identification is required to connect, test one of these 3 solutions: (same as Mac)
«**Username**» or
«**Your domain name\username**» for example «**sti\username**» or
«**Intranet\username**»

ACCESS FOR MAC OSX

Menu: Go to -> Connect to a server...
type this path : **smb://repro/public**

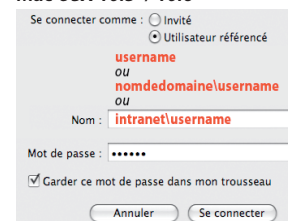
Identification is required, it is linked to your Gaspar deposit or Active Directory, after which you access and / or your mode of connection, Try one of these 3 solutions below:

Name **username**
or **your domain name\username**
(for example «**sti\username**»)
or **intranet\username** (note the backslash)

NB: methods «domain name» «Intranet\» are the most common.

Password ●●●●●●●●

Mac OSX 10.5 / 10.6



LINUX ACCESS

Use the graphic tools «**Nautilus**» and proceed the same way as for Mac OSX